

Subject Selection evening Tuesday 3 August 2021




Mrs Gaye Saunders

Deputy Principal – Years 9 & 10 and PBL




Tonight I will give information on:

- Restorative Practice – what is it and why is it used?
 - Student Code of Conduct
 - How students select subjects for 2022
- 



Management of misbehaviour (page 25)

- **Step 1** - Proactive behaviour management using rules, expectations,
 - **Step 2** - Positive Support Strategies, ESCM - Essential Skills for Classroom Management
 - **Step 3** - Redirection to the Learning and Curriculum content
 - **Step 4** - Redirection of the Behaviour displayed
- 

Management of misbehaviour


- **Step 5** - Enforcement of Expectations, teacher following through with a restorative conversation (as supported by Form 1 (Appendix 5) to record all problem behaviour and a plan on how to restore the harm caused. A buddy classroom may be needed to allow for “time” to prepare for this conversation (Appendix 6). All actions are to be entered on One School as follow- up to behaviour and parent contact (by emailing agreed plan) is to be provided in a timely fashion.
- **Step 6** - Persistent and continued non-compliance of the initial agreed plan(Form 1) would necessitate student and teacher to meet with HOD to have a **restorative conversation** and the new plan agreed will be recorded on a Form 2 (Appendix 7) entered on One School. You will see this on Qparents App

Management of misbehaviour

- **Step 7** – Non-adherence to Form 2 agreed plan – HOD will have outlined what would happen should the plan not be followed.
- **Step 8** - Major behaviour issues - The Deputy Principal (or member of Executive Leadership Team) uses the evidence provided (OneSchool, Form 1 and Form 2) to make an evidence based decision on consequences for major incidences. The Principal oversees the management of behavioural consequences across the school.
- We have re-jigged Step 8 to now include an interim step in some cases which will involve HOUSE HOD intervention, and may include a Discipline Improvement Plan.



Restorative Practice/conversations

- 
- Each person is given the opportunity to “tell” their story.
 - 2. Once all the facts are given, the conference facilitator will ask questions to explore the extent of the harm caused to all parties.
 - 3. Acknowledgement of harm.
 - 4. Agreement of plan to address harm caused.
 - 5. Each party will sign the agreement.



I THINK CARD



RESTORATIVE JUSTICE

Reflect - Repair - Reconnect

Let's talk about what happened...

To the person RESPONSIBLE...

- ★ *What happened?*
- ★ *What were you thinking about at the time?*
- ★ *What have you thought about since?*
- ★ *Who has been affected by your actions?*
- ★ *In what way?*
- ★ *What do you need to do to make things right?*
- ★ *How can we make sure this does not happen again?*
- ★ *What can I do to help?*

To the person HARMED...

- ★ *What did you think when it happened?*
- ★ *What have you thought about since?*
- ★ *How has it affected you?*
- ★ *What's been the worst of it for you?*
- ★ *What's need to make things right?*
- ★ *How would you like me to follow up?*

When STUCK...

- ★ *Was it the right thing or wrong thing to do?*
- ★ *Was it helpful or unhelpful?*
- ★ *Was it fair or unfair?*
- ★ *What exactly are you sorry for?*

Student Code of Conduct

➔ Available on Emerald State High School Website (home page at the bottom)



Latest news

See all news



School Opinion Survey 2021

School Opinion Survey 2021

Thursday 24 June 2021



ESHS Careers Website

To support student careers, ESHS has a new website:

Thursday 17 June 2021



Every day counts

Parents are reminded of the importance of sending children to school every day.

Monday 04 January 2021



QSchools app

Download the QSchools app to receive the latest news, events and newsletters from our school.

Monday 04 January 2021

Upcoming events

See all events

Tuesday 03 Aug
Subject Information...
Location: Library & UCA
Time: 5:00 PM - 7:00 PM

Wednesday 04 Aug
Year 11 Leadership Camp
Time: All day (4 Aug) - (5 Aug)

Wednesday 11 Aug
SHINES
Time: 6:00 PM - 8:00 PM



Contact us

Emerald State High School
P: (07) 4988 2222
F: (07) 4988 2200
principal@emeraldshs.eq.edu.au

Old Airport Drive
Emerald QLD 4720
Australia

Quick links

Next step summary report (PDF, 227KB)
School Improvement Unit summary (PDF, 694KB)
Student Code of Conduct
Investing for Success

Copyright Disclaimer Privacy Right to information Accessibility Other languages Site map

© The State of Queensland (Department of Education) 2021



How do students select subjects for 2022?

- Students must access OneSchool (they can do this at school or Home)
- School



Access OneSchool at Home

- Go to the emerald state high school website
- Students select STUDENT PORTAL
- (they will be prompted to enter username and password – same as school)

The screenshot displays the Emerald State High School website. At the top, the school's logo and name are visible, along with a search bar and navigation links: "Our school", "Enrolments", "Curriculum", "Extra-curricular", "Facilities", "Calendar and news", "Our community", and "Support and resources". Below the navigation bar is a large banner image featuring a group of students and a staff member. The main content area is divided into several sections:

- Latest news:** This section contains four news items, each with a thumbnail image and a brief description:
 - School Opinion Survey 2021:** A thumbnail with a red checkmark icon. The text reads: "School Opinion Survey 2021" and "School Opinion Survey 2021". The date is "Thursday 24 June 2021".
 - ESHS Careers Website:** A thumbnail with a lightbulb icon containing the words "IDEAL", "FAMILY", "CAREERS", "TIME", "FUTURE", "PLAN", "SCHOOL", "JOBS". The text reads: "To support student careers, ESHS has a new website:". The date is "Thursday 17 June 2021".
 - Every day counts:** A thumbnail with an illustration of a child. The text reads: "Parents are reminded of the importance of sending children to school every day." The date is "Monday 04 January 2021".
 - QSchools app:** A thumbnail with a green circular icon containing a white 'Q'. The text reads: "Download the QSchools app to receive the latest news, events and newsletters from our school." The date is "Monday 04 January 2021".
- Upcoming events:** This section displays three event cards:
 - Subject Information...:** A card for Tuesday 03 Aug, Location: Library & UCA, Time: 5:00 PM - 7:00 PM.
 - Year 11 Leadership Camp:** A card for Wednesday 04 Aug, Time: All day (4 Aug) - (5 Aug).
 - SHINES:** A card for Wednesday 11 Aug, Time: 6:00 PM - 8:00 PM.
- Newsletter:** A section with a "View the latest newsletter" link, a "Download" button, and an "Archive" button.
- Annual report:** A section with a "View the current annual report" link, a "Download" button, and an "Archive" button.
- Student Portal:** A section with a large graphic of colorful hands and the text: "Access the Emerald State High School Student Portal." and a "Read more" button.



Student Portal

Forms

[+ New](#) [Page details](#) [Analytics](#)

Year 12 Information

Recycle bin

[Edit](#)

Student Notices

- [7 Year 7 Notices](#)
- [8 Year 8 Notices](#)
- [9 Year 9 Notices](#)
- [10 Year 10 Notices](#)
- [11 Year 11 Notices](#)
- [12 Year 12 Notices](#)
- [Important Forms](#)

Curriculum

- [7 Year 7 Curriculum](#)
- [8 Year 8 Curriculum](#)
- [9 Year 9 Curriculum](#)
- [10 Year 10 Curriculum](#)
- [11 Year 11 Curriculum](#)
- [12 Year 12 Curriculum](#)
- [12 Year 12 Information](#)
- [VET Multi Year Level Courses](#)
- [Multi-Age Curriculum](#)

Quick links

- [Emerald State High School Careers](#)
- [RiskAssess - Risk Assessments for Australian Schools](#)
- [OneSchool](#)
- [Wellbeing and Support](#)
- [Emerald SHS Website](#)
- [ClickView](#)
- [Welcome to myQCE | myQCE | Queensland Curriculum...](#)
- [Stile](#)
- [CyberSafety - eSafety](#)
- [The Learning Place](#)
- [Webmail](#)


careers

OneSchool

School email



Students will then go to the TAB –
subject selection



Intended Learning	Personal	Careers & Courses	Subject Selection	Strategies	Monitoring & Review
-------------------	----------	-------------------	--------------------------	------------	---------------------

Subject Selection Model

You currently have no subject selection model selected. Click [here](#) to select a new model.

Year 10 2022

Not active
yet...
Please
check at
home.

Very important
to use the arrow
buttons to order
subjects in order
of preference.

Subject Selection Structure - 2022 Year 10 Subject Selection

Number of Subjects to Select: 4

Additional Preferences: 2

Mandatory KLAs: **Mathematics**

Student Instructions:

You will complete your subject selection online via your OneSchool account - <https://oslp.eq.edu.au>.

You are required to choose your Math and 3 elective subjects. Please rank your 3 elective subjects from highest to lowest. You will then need to select 2 extra preferences.

MATHEMATICS	<input type="checkbox"/> Mathematics	<input type="checkbox"/> Mathematics Extension	<input type="checkbox"/> Mathematics Foundation
HUMANITIES AND SOCIAL SCIENCES	<input type="checkbox"/> Civics and Citizenship	<input type="checkbox"/> Economics and Business	<input type="checkbox"/> Geography
HPE	<input type="checkbox"/> Health and Physical Education		
THE ARTS	<input type="checkbox"/> Drama	<input type="checkbox"/> Music	<input type="checkbox"/> Visual Arts
TECHNOLOGIES	<input type="checkbox"/> Design and Technologies	<input type="checkbox"/> Digital Technologies	<input type="checkbox"/> Engineering Principles and Systems
	<input type="checkbox"/> Food Specialisations	<input type="checkbox"/> Materials and Technologies Specialisations	<input type="checkbox"/>
LANGUAGES	<input type="checkbox"/> Japanese		
Other - KLA	<input type="checkbox"/> Certificate I in Business	<input type="checkbox"/> Certificate I in Hospitality	<input type="checkbox"/> Certificate III in Aviation (Remote Pilot - Visual Line of Sight)
	<input type="checkbox"/> Certificate III in Early Childhood Education and Care	<input type="checkbox"/>	<input type="checkbox"/>

Year 11 2022

Active
now.
Some
students
have
already
chosen

Very important
to use the arrow
buttons to order
subjects in order
of preference.

Subject Selection Structure - 2022 Year 11 Subject Selection

Number of Subjects to Select: 6

Additional Preferences: 3

Mandatory KLA's: English, Mathematics

Student Instructions:

You will complete your subject selection online via your OneSchool account - <https://oslp.eq.edu.au>.

You are required to choose 6 subjects. Please remember that Math and English are compulsory. You can order your subject choices in preference order from highest to lowest. You will then need to select 3 additional preferences.

ENGLISH	<input type="checkbox"/> English	<input type="checkbox"/> Essential English	<input type="checkbox"/> Literature
MATHEMATICS	<input type="checkbox"/> Essential Mathematics <input type="checkbox"/> Specialist Mathematics	<input type="checkbox"/> General Mathematics <input type="checkbox"/>	<input type="checkbox"/> Mathematical Methods <input type="checkbox"/>
SCIENCE	<input type="checkbox"/> Biology <input type="checkbox"/> Science in Practice	<input type="checkbox"/> Chemistry <input type="checkbox"/>	<input type="checkbox"/> Physics <input type="checkbox"/>
HUMANITIES AND SOCIAL SCIENCES	<input type="checkbox"/> Ancient History <input type="checkbox"/> Geography <input type="checkbox"/> Tourism	<input type="checkbox"/> Business <input type="checkbox"/> Legal Studies <input type="checkbox"/>	<input type="checkbox"/> Business Studies <input type="checkbox"/> Modern History <input type="checkbox"/>
HPE	<input type="checkbox"/> Physical Education	<input type="checkbox"/> Sport and Recreation	
THE ARTS	<input type="checkbox"/> Drama <input type="checkbox"/> Visual Arts in Practice	<input type="checkbox"/> Music <input type="checkbox"/>	<input type="checkbox"/> Visual Art <input type="checkbox"/>
TECHNOLOGIES	<input type="checkbox"/> Design <input type="checkbox"/> Food & Nutrition <input type="checkbox"/> Information and Communication Technology	<input type="checkbox"/> Digital Solutions <input type="checkbox"/> Furnishing Skills <input type="checkbox"/>	<input type="checkbox"/> Engineering Skills <input type="checkbox"/> Industrial Graphics Skills <input type="checkbox"/>
LANGUAGES	<input type="checkbox"/> Japanese		
Other - KLA	<input type="checkbox"/> Certificate II in Automotive Vocational Preparation <input type="checkbox"/> Certificate II in Resources and Infrastructure Work Preparation <input type="checkbox"/> Certificate III in Early Childhood Education and Care	<input type="checkbox"/> Certificate II in Health Support Services <input type="checkbox"/> Certificate II in Salon Assistant <input type="checkbox"/> Certificate III in Fitness	<input type="checkbox"/> Certificate II in Hospitality <input type="checkbox"/> Certificate III in Aviation (Remote Pilot - Visual Line of Sight) <input type="checkbox"/>