

How to enter subject choices

1. Log onto OneSchool online – either click on the icon on the desktop or enter oslp.eq.edu.au into your browser. Click on **My Education Plan**.

The screenshot shows the OneSchool homepage. At the top, there is a header with the Queensland Government logo, the OneSchool logo, and navigation links: Home, Sign Out, Copyright, Disclaimer, Acceptable Use, and Privacy. Below the header, there is a 'Welcome' section with a dropdown menu for 'Available Reports/Letters...'. To the right, there is a 'Student Resources' sidebar with a 'Documents' section. The 'Documents' section shows a table with columns 'Open' and 'Name'. The table contains one row with a document icon and the name 'strategies for success.docx'. Below the table, it says 'Total found: 1 | 1 to 1 displayed' and 'Pages: 1'.

2. Select the **Subject Selection** tab.

The screenshot shows the 'Intended Learning' section of the OneSchool homepage. The 'Subject Selection' tab is selected. The section contains two main areas: '1. After Year 10, I intend to:' and '3. While at school I am aiming to achieve:'. The first area has two radio buttons: 'Continue my studies at this school' and 'Continue my studies at another school'. The second area has four checkboxes: 'Queensland Certificate of Education', 'ATAR', 'Certificate I', and 'Certificate II'. There is also a text input field for 'Name of School *'.

3. Click on the [here](#) button and choose **2022 Year 11 Subject Selection** and select **Save**.

The screenshot shows the 'Subject Selection' section of the OneSchool homepage. The 'Subject Selection' tab is selected. The section contains a 'Subject Selection Model' section with a dropdown menu for 'Available Reports/Letters...'. Below this, there is a 'Maintain Subject Model' modal window. The modal window has a title bar 'Maintain Subject Model' and a close button. It contains a section titled 'Subject Selection Models' with a radio button for '2022 Year 11 Subject Selection' and a 'Save' button. To the right of the modal window, there is a 'Subject Selection Resources' sidebar with a 'Documents' section. The 'Documents' section shows a table with columns 'Open' and 'Name'. The table contains several rows with document icons and names: '2021 Year 11 Pre-requisites.docx', 'Additional Certificate Courses.docx', 'ESHS 2021 Career Development Handbook - Parent Booklet.pdf', 'VETIS funding.pdf', and 'Year 11-12 Subject Handbook 2021-2022.pdf'.

4. There are resources to help you make your decision in the Subject Selection Resource section. Click on [Edit](#) to make your choices. The smorgasbord selection means you are just choosing 6 subjects which you can rank in order. From here the computer will take all these choices and design lines for subjects to be placed on. Preferences will be used where you can't get the subject you have chosen.

Queensland Government

OneSchool

Home | Sign Out
Copyright | Disclaimer | Acceptable Use | Privacy

My Education Plan | Help

Subject Selection EQ ID 0564660021H Name Libby Bougoure Year Level 10 LUI 6408559372


Intended Learning | Personal | Careers & Courses | **Subject Selection** | Strategies | Monitoring & Review

Available Reports/Letters... ▼

Subject Selection Model




You have chosen to use the following model: **2022 Year 11 Subject Selection**. Click [here](#) to select a new model.

Subject Selections - Smorgasbord

Date	Subject	Rank Order
 Edit		


Subject Selection Resources

Documents

Open	Name
	2021 Year 11 Pre-requisites.docx
	Additional Certificate Courses.docx
	ESHS 2021 Career Development

5. Once you have made your selections, ranked them and put in your preferences you click on [Save](#). If you have made error in choices ie chosen subjects that are not compatible you will get error messages. It will only save once you have met all requirements. If you have a School Based Apprenticeship or Traineeship please write this in the note section before you hit save.
6. If you have any questions please email Mrs Shaw – tshaw20@eq.edu.au.

[< Return to Subject Selection](#)

 Please choose 6 subjects from the list below.

To be eligible for an ATAR, a student must have:

- satisfactorily completed an English subject
- completed five general subjects, or four general subjects plus one applied subject or VET course at AQF certificate III or above
- accumulated their subject results within a five-year period.

You will complete your subject selection online via your OneSchool account - <https://oslp.eq.edu.au> .

You are required to choose 6 subjects. Please remember that Math and English are compulsory. You can order your subject choices in preference order from highest to lowest. You will then need to select 3 additional preferences.

Subject Selection - Smorgasbord

English	Mathematics	Science	Humanities and Social Sciences	HPE
<input type="checkbox"/> English (General)	<input type="checkbox"/> Essential Mathematics (Applied)	<input type="checkbox"/> Biology (General)	<input type="checkbox"/> Ancient History (General)	<input type="checkbox"/> Physical Education (General)
<input type="checkbox"/> Essential English (Applied)	<input type="checkbox"/> General Mathematics (General)	<input type="checkbox"/> Chemistry (General)	<input type="checkbox"/> Business (General)	<input type="checkbox"/> Sport and Recreation (Applied)
<input type="checkbox"/> Literature (General)	<input type="checkbox"/> Mathematical Methods (General)	<input type="checkbox"/> Physics (General)	<input type="checkbox"/> Business Studies (Applied)	
	<input type="checkbox"/> Specialist Mathematics (General)	<input type="checkbox"/> Science in Practice (Applied)	<input type="checkbox"/> Geography (General)	
			<input type="checkbox"/> Legal Studies (General)	
			<input type="checkbox"/> Modern History (General)	
			<input type="checkbox"/> Tourism (Applied)	
The Arts	Technologies	Languages	Other	
<input type="checkbox"/> Drama (General)	<input type="checkbox"/> Design (General)	<input type="checkbox"/> Japanese (General) (SDE)	<input type="checkbox"/> Certificate II in Automotive Vocational Preparation	
<input type="checkbox"/> Music (General)	<input type="checkbox"/> Digital Solutions (General)		<input type="checkbox"/> Certificate II in Health Support Services	










<input type="checkbox"/> Music (General)	<input type="checkbox"/> Engineering Skills (Applied)	<input type="checkbox"/> Certificate II in Health Support Services
<input type="checkbox"/> Visual Art (General)	<input type="checkbox"/> Food & Nutrition (General)	<input checked="" type="checkbox"/> Certificate II in Hospitality
<input type="checkbox"/> Visual Arts in Practice (Applied)	<input checked="" type="checkbox"/> Furnishing Skills (Applied)	<input type="checkbox"/> Certificate II in Resources and Infrastructure Work Preparation
	<input type="checkbox"/> Industrial Graphics Skills (Applied)	<input type="checkbox"/> Certificate II in Salon Assistant
	<input type="checkbox"/> Information and Communication Technology (Applied)	<input type="checkbox"/> Certificate III in Aviation (Remote Pilot - Visual Line of Sight)
		<input checked="" type="checkbox"/> Certificate III in Early Childhood Education and Care
		<input type="checkbox"/> Certificate III in Fitness


External Subject/Course


No External Subjects or Courses have been added




Delete	Subject/Course	Type
	Add New	

Subject Selection Rank Order

Subject	Sort Order
English	 
General Mathematics	 
Certificate II in Hospitality	 
Furnishing Skills	 
Certificate III in Early Childhood Education and Care	 
Ancient History	 

ATAR Eligibility Other Pathway**Preferences**

 Please choose 3 subject preference(s).

Delete	Preference
	Geography
	Business Studies
	Music